

Scaled data based on original data using  
LM-79-08 Approved Method: Electrical and Photometric Measurements of Solid-  
State Lighting Products

Test Report Prepared for  
Cooper Lighting Solutions  
(formerly Eaton)

Brand: McGRAW-EDISON

Report Number: P228179

Luminaire Tested: **ISC-AF-1200-LED-E1-SL2**

Issue Date: 3/3/2020

**Test Information**

Test Method: LM-79-08  
Report Number: P228179  
TEST IS SCALED FROM IESNA LM-79-08 TEST DATA (P29761)  
Test Lab: INNOVATION CENTER-P2  
Issue Date: 3/3/2020  
Manufacturer: COOPER LIGHTING SOLUTIONS (FORMERLY EATON)  
Product Line: MCGRAW-EDISON  
Catalog Number: ISC-AF-1200-LED-E1-SL2  
Description: IMPACT ELITE LED CYLINDER LUMINAIRE  
LIGHT SQUARE WITH ACCULED OPTICS-TYPE II W/SPILL CONTROL  
Light Source: (16) 4000K CCT, 70 CRI LEDs  
Ballast/Driver: ELECTRONIC DRIVER

**Summary**

Lumens per Lamp: N/A  
Luminaire Lumens: 6367.8 lumens  
Efficiency: N/A  
Efficacy: 96.5 lumens/watt  
Luminous Opening: Rectangular (W 0.5' x L: 0.5' x H: 0')  
IES Classification: Type III - Medium - Non-Cutoff  
BUG Rating: B1 - U0 - G2

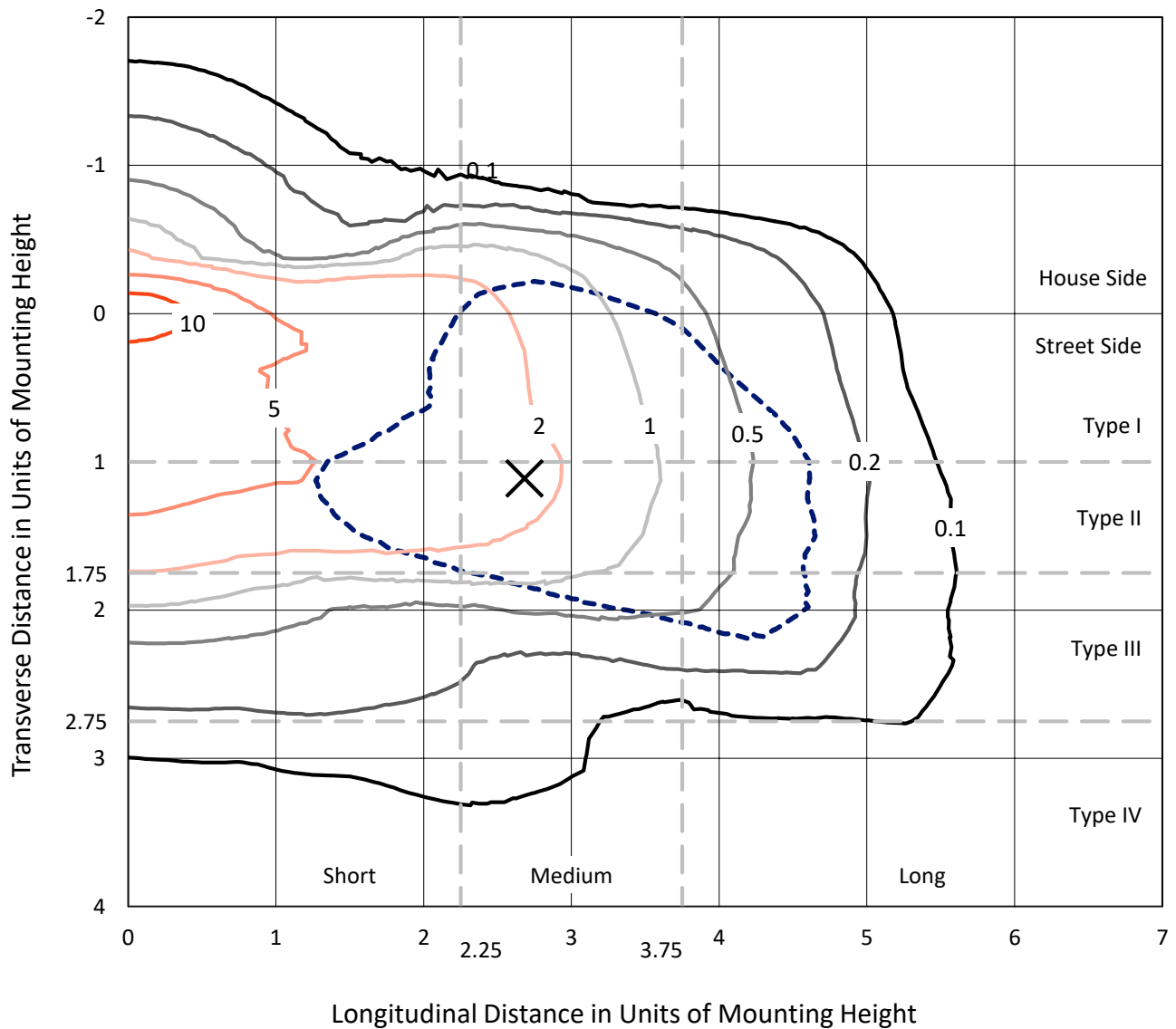
Input Watts (W): 66  
Input Voltage (V): 120  
Input Current (Ain): NR  
Voltage Rise (V): NR  
Power Factor: NR  
Total Harmonic Distortion (THDi): NR  
Frequency (hertz): 60  
Stabilization Time: NR  
Operation Time: NR  
Ambient Temperature (°C): NR  
Test Distance: 25 FT



REPORT NUMBER: P228179  
 CATALOG NUMBER: ISC-AF-1200-LED-E1-SL2

### Iso-Footcandle Lines of Horizontal Illumination

✕ Max cd  
 - - - 1/2 Max cd

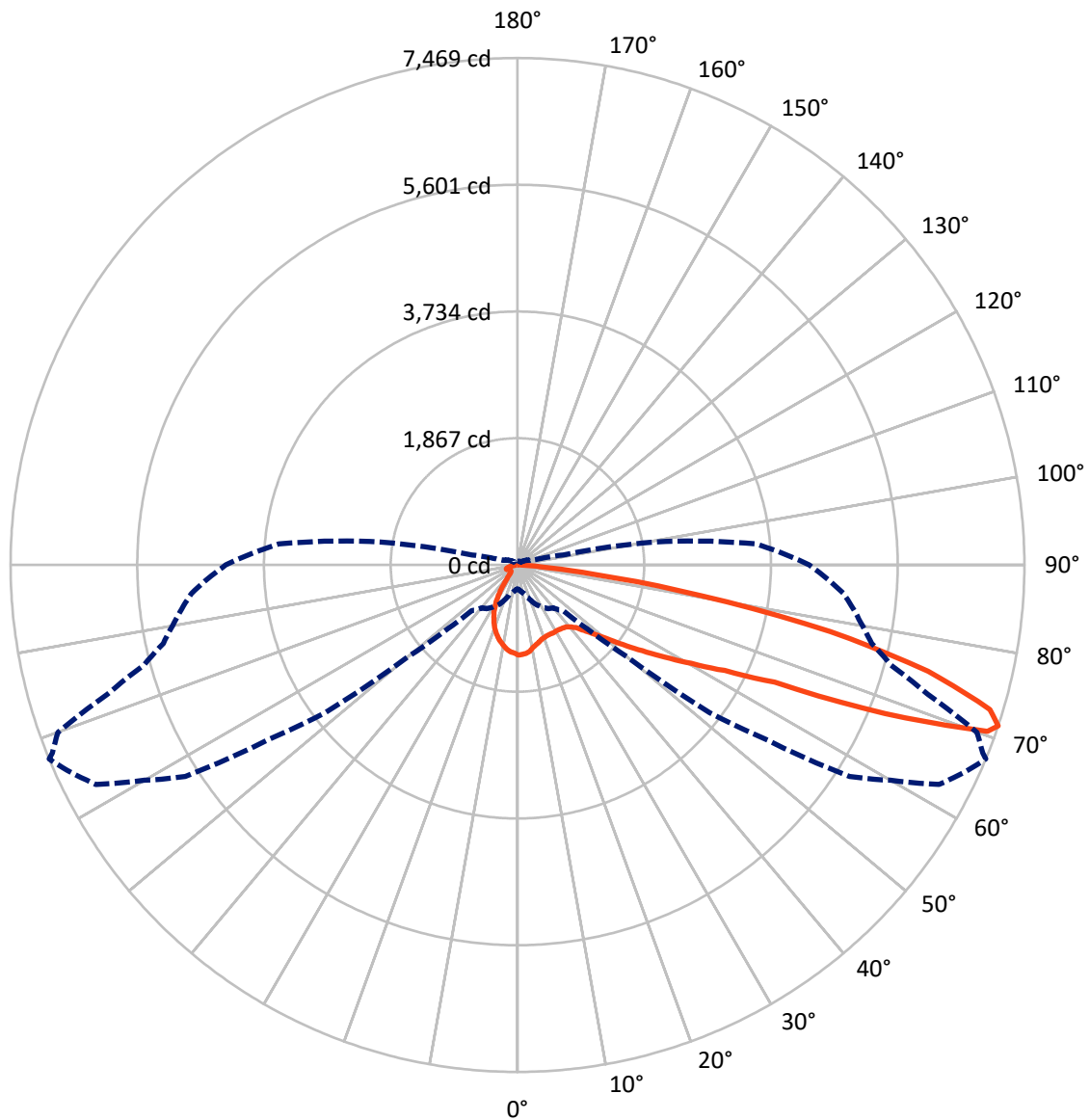


Based on 10 foot mounting height. Maximum calculated value = 13.3 fc  
 Type III - Medium - Non-Cutoff

REPORT NUMBER: P228179

CATALOG NUMBER: ISC-AF-1200-LED-E1-SL2

### Luminous Intensity Polar Plot



— Vertical Plane Through 67.5-Deg Lateral    - - - Horizontal Cone Through 71-Deg Vertical

REPORT NUMBER: P228179

CATALOG NUMBER: ISC-AF-1200-LED-E1-SL2

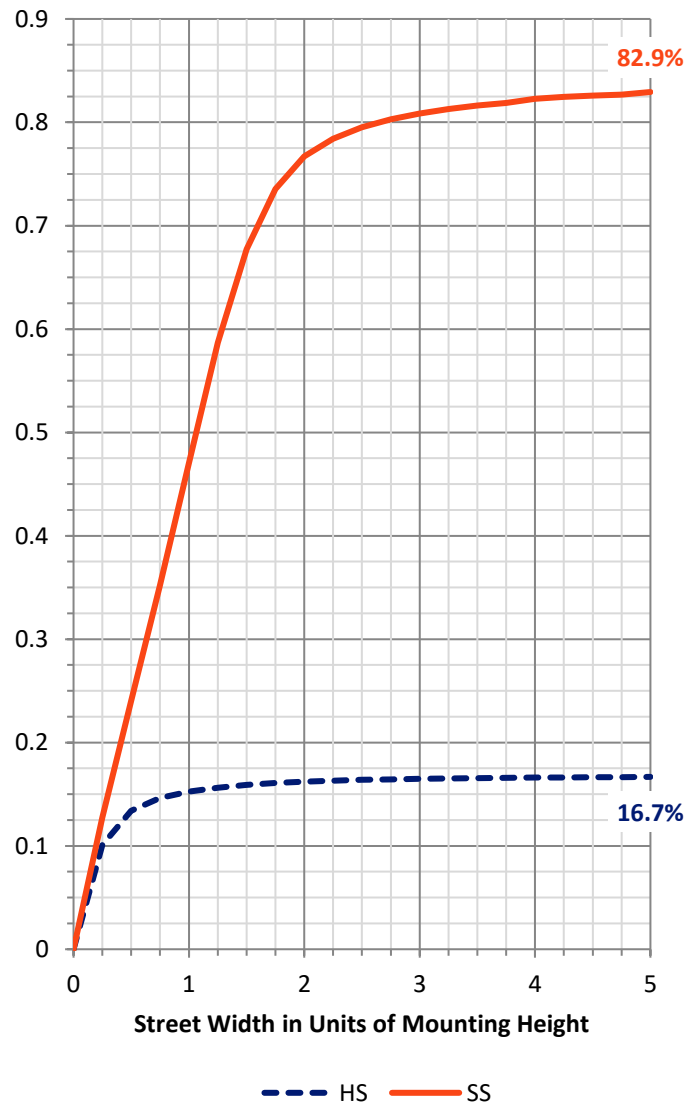
**FLUX DISTRIBUTION:**

		Downward	Upward	Total
<b>House Side</b>	Lumens	1073.0	0.0	1073.0
	% Fixture	16.9	0.0	16.9
<b>Street Side</b>	Lumens	5294.8	0.0	5294.8
	% Fixture	83.1	0.0	83.1
<b>Total</b>	Lumens	6367.8	0.0	6367.8
	% Fixture	100.0	0.0	100.0

**ZONAL LUMENS:**

Zone	Lumens	% Fixture
0°-10°	115.8	1.8
10°-20°	277.0	4.4
20°-30°	376.7	5.9
30°-40°	514.9	8.1
40°-50°	775.8	12.2
50°-60°	1229.5	19.3
60°-70°	1627.7	25.6
70°-80°	1296.7	20.4
80°-90°	153.7	2.4
90°-100°	0.0	0.0
100°-110°	0.0	0.0
110°-120°	0.0	0.0
120°-130°	0.0	0.0
130°-140°	0.0	0.0
140°-150°	0.0	0.0
150°-160°	0.0	0.0
160°-170°	0.0	0.0
170°-180°	0.0	0.0
0°-90°	6367.8	100.0
0°-180°	6367.8	100.0

**Coefficient of Utilization**



REPORT NUMBER: P228179

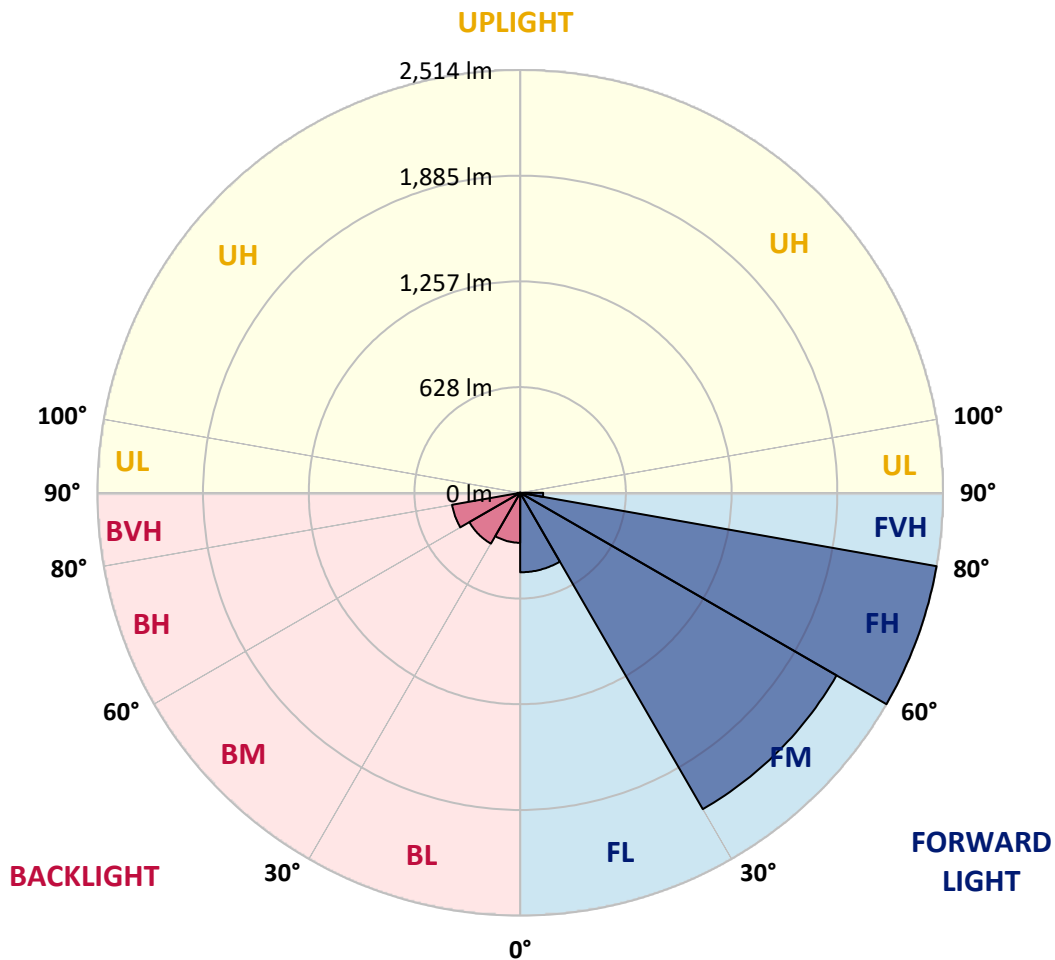
CATALOG NUMBER: ISC-AF-1200-LED-E1-SL2

**LUMINAIRE CLASSIFICATION SYSTEM LUMEN TABLE AND BUG RATING:**

Zone	Lumens	% Fixture	Zone Rating/Lumen Limit		
			B	U	G
FL (0°-30°)	472.5	7.4			
FM (30°-60°)	2171.6	34.1			
FH (60°-80°)	2513.7	39.5			G2/5000
FVH (80°-90°)	137.1	2.2			G2/225
BL (0°-30°)	297.0	4.7	B1/500		
BM (30°-60°)	348.7	5.5	B1/1000		
BH (60°-80°)	410.7	6.4	B1/500		G1/500
BVH (80°-90°)	16.6	0.3			G1/100
UL (90°-100°)	0.0	0.0		U0/0	
UH (100°-180°)	0.0	0.0		U0/0	

**BUG Rating: B1-U0-G2**

Type III Medium





REPORT NUMBER: P228179

CATALOG NUMBER: ISC-AF-1200-LED-E1-SL2

**CANDELA DISTRIBUTION (FULL):**

	0°	5°	15°	25°	35°	37.5°	40°	42.5°	45°	47.5°	50°
0°	1327.0	1327.0	1327.0	1327.0	1327.0	1327.0	1327.0	1327.0	1327.0	1327.0	1327.0
2.5°	1302.5	1298.1	1298.1	1304.8	1315.9	1307.0	1313.7	1313.7	1315.9	1322.6	1324.7
5°	1207.0	1198.1	1207.0	1215.9	1240.3	1235.8	1242.5	1249.2	1262.5	1264.8	1282.6
7.5°	1120.2	1115.8	1122.5	1140.3	1171.4	1162.5	1171.4	1180.3	1195.8	1202.5	1220.3
10°	1053.6	1046.9	1055.8	1069.2	1100.3	1098.0	1102.5	1113.6	1131.4	1135.8	1158.1
12.5°	1004.6	1004.6	1009.1	1026.9	1053.6	1051.4	1064.7	1071.3	1086.9	1091.4	1115.8
15°	980.2	973.5	982.4	998.0	1024.7	1024.7	1033.6	1040.2	1062.4	1064.7	1086.9
17.5°	958.0	960.2	962.5	980.2	1004.6	1000.2	1011.4	1015.8	1040.2	1035.8	1062.4
20°	958.0	962.5	960.2	971.4	989.1	980.2	993.6	995.8	1022.4	1015.8	1044.7
22.5°	984.7	989.1	982.4	980.2	986.9	980.2	986.9	991.3	1011.4	1006.9	1033.6
25°	1031.3	1040.2	1031.3	1015.8	1009.1	991.3	995.8	1002.5	1018.0	1006.9	1031.3
27.5°	1104.7	1111.3	1095.8	1080.2	1049.1	1029.1	1022.4	1020.3	1038.0	1020.3	1040.2
30°	1189.2	1198.1	1184.8	1155.8	1111.3	1078.1	1064.7	1058.0	1069.2	1042.5	1062.4
32.5°	1280.3	1289.2	1280.3	1258.1	1198.1	1149.2	1131.4	1115.8	1124.7	1089.1	1098.0
35°	1373.6	1382.5	1391.4	1378.1	1300.3	1244.7	1215.9	1202.5	1200.3	1155.8	1158.1
37.5°	1455.9	1464.8	1493.7	1507.0	1435.9	1360.3	1333.6	1304.8	1307.0	1244.7	1244.7
40°	1555.9	1567.1	1604.8	1635.9	1589.3	1498.1	1467.0	1435.9	1435.9	1353.7	1355.9
42.5°	1691.6	1704.8	1729.3	1771.5	1756.0	1662.6	1629.3	1587.0	1591.5	1493.7	1491.5
45°	1882.6	1891.5	1891.5	1918.2	1920.5	1831.6	1809.3	1767.1	1775.9	1651.6	1658.2
47.5°	2131.6	2120.5	2076.1	2091.6	2109.4	2016.0	1996.1	1969.4	1980.4	1847.1	1860.4
50°	2362.8	2353.9	2262.8	2267.3	2331.7	2236.1	2229.4	2196.1	2211.6	2078.3	2098.3
52.5°	2449.5	2433.9	2342.8	2391.7	2571.7	2518.4	2529.6	2513.9	2522.8	2380.6	2376.1
55°	2351.7	2351.7	2296.1	2385.0	2751.7	2780.7	2871.8	2907.3	2945.2	2802.9	2771.8
57.5°	2080.5	2098.3	2107.2	2265.0	2722.9	2847.4	3020.8	3171.9	3365.3	3356.4	3403.1
60°	1631.5	1662.6	1713.7	1971.6	2598.4	2802.9	3027.4	3254.1	3520.9	3692.0	3945.4
62.5°	1144.7	1171.4	1213.6	1391.4	2236.1	2587.2	2911.8	3260.8	3600.9	3869.8	4203.2
65°	778.0	804.7	893.5	991.3	1349.2	1860.4	2356.2	2934.0	3451.9	3952.1	4401.0
67.5°	560.2	575.7	644.6	809.1	897.9	991.3	1175.9	1856.0	2494.0	3500.8	4156.6
70°	420.1	435.7	497.9	680.2	789.1	813.6	857.9	978.0	1140.3	1967.1	2827.3
71°	351.2	373.4	449.0	640.2	784.6	804.7	824.6	895.8	949.1	1391.4	2098.3
72.5°	246.7	262.3	333.4	591.3	753.5	800.2	846.9	844.7	840.3	949.1	1269.2
75°	157.8	157.8	157.8	333.4	804.7	775.7	793.5	889.1	840.3	798.0	835.8
77.5°	124.5	122.2	115.6	166.7	629.0	786.9	833.5	857.9	904.7	833.5	795.8
80°	93.4	91.1	91.1	104.4	291.1	509.0	704.6	782.5	815.8	886.9	809.1
82.5°	48.9	48.9	53.3	62.2	108.9	177.8	364.6	600.2	671.3	675.8	682.4
85°	15.5	13.3	17.8	28.8	46.6	57.8	102.3	242.2	360.1	435.7	460.1
87.5°	0.0	0.0	0.0	0.0	0.0	0.0	0.0	6.6	8.9	15.5	20.0
90°	0.0	0.0	0.0	0.0	0.0	0.0	0.0	0.0	0.0	0.0	0.0



REPORT NUMBER: P228179

CATALOG NUMBER: ISC-AF-1200-LED-E1-SL2

**CANDELA DISTRIBUTION (continued):**

	52.5°	55°	57.5°	60°	62.5°	65°	67.5°	68°	70°	72.5°	75°
0°	1327.0	1327.0	1327.0	1327.0	1327.0	1327.0	1327.0	1327.0	1327.0	1327.0	1327.0
2.5°	1318.1	1327.0	1320.3	1329.2	1318.1	1331.5	1320.3	1327.0	1329.2	1320.3	1331.5
5°	1271.4	1298.1	1289.2	1309.2	1300.3	1318.1	1309.2	1327.0	1327.0	1320.3	1335.9
7.5°	1213.6	1240.3	1242.5	1262.5	1262.5	1284.7	1284.7	1302.5	1311.4	1311.4	1333.6
10°	1155.8	1180.3	1184.8	1207.0	1211.4	1238.1	1238.1	1262.5	1280.3	1287.0	1313.7
12.5°	1111.3	1142.5	1142.5	1167.0	1162.5	1202.5	1207.0	1229.2	1247.0	1262.5	1298.1
15°	1084.7	1113.6	1113.6	1138.0	1133.6	1173.6	1180.3	1202.5	1229.2	1238.1	1287.0
17.5°	1058.0	1086.9	1080.2	1113.6	1111.3	1155.8	1151.4	1184.8	1207.0	1220.3	1275.8
20°	1035.8	1069.2	1064.7	1098.0	1089.1	1138.0	1138.0	1171.4	1193.6	1204.7	1269.2
22.5°	1024.7	1060.3	1051.4	1084.7	1078.1	1127.0	1127.0	1160.3	1184.8	1202.5	1266.9
25°	1024.7	1055.8	1046.9	1084.7	1073.6	1127.0	1124.7	1158.1	1182.5	1198.1	1269.2
27.5°	1029.1	1060.3	1053.6	1089.1	1080.2	1127.0	1131.4	1160.3	1184.8	1202.5	1273.7
30°	1044.7	1073.6	1058.0	1091.4	1084.7	1129.1	1127.0	1158.1	1182.5	1204.7	1273.7
32.5°	1078.1	1093.6	1073.6	1102.5	1089.1	1133.6	1133.6	1155.8	1184.8	1211.4	1273.7
35°	1124.7	1135.8	1104.7	1124.7	1100.3	1144.7	1142.5	1167.0	1189.2	1211.4	1278.1
37.5°	1191.4	1204.7	1155.8	1173.6	1133.6	1169.1	1160.3	1189.2	1211.4	1224.8	1300.3
40°	1291.5	1295.9	1231.4	1244.7	1189.2	1220.3	1198.1	1238.1	1249.2	1258.1	1333.6
42.5°	1413.7	1418.1	1335.9	1344.8	1273.7	1300.3	1262.5	1304.8	1320.3	1318.1	1400.3
45°	1564.8	1567.1	1473.7	1480.3	1398.2	1420.4	1373.6	1409.2	1420.4	1413.7	1498.1
47.5°	1729.3	1747.1	1642.7	1651.6	1564.8	1576.0	1518.2	1558.2	1558.2	1551.5	1638.2
50°	1947.2	1973.8	1851.5	1864.9	1764.9	1773.8	1707.1	1749.3	1744.8	1727.0	1824.8
52.5°	2218.3	2242.7	2113.8	2131.6	2024.9	2029.4	1947.2	1996.1	1982.7	1953.8	2067.2
55°	2549.5	2551.8	2431.7	2447.3	2340.6	2333.9	2231.7	2291.7	2271.7	2231.7	2336.1
57.5°	3080.7	3016.3	2818.4	2814.0	2698.4	2689.5	2558.4	2631.7	2598.4	2513.9	2651.8
60°	3936.5	3956.6	3451.9	3374.2	3158.6	3118.6	2945.2	3029.7	2989.6	2851.8	2987.4
62.5°	4418.8	4736.7	4705.6	4425.5	3869.8	3718.7	3425.2	3525.3	3420.8	3218.6	3345.3
65°	4776.7	5207.9	5456.9	5725.9	5476.9	4858.9	4165.5	4305.5	4049.9	3665.3	3787.6
67.5°	4910.1	5430.2	5954.8	6337.1	6597.1	6643.9	5841.5	5879.2	5250.2	4481.1	4496.7
70°	4212.1	4979.0	6005.9	6490.4	7006.2	7259.6	7344.0	7304.0	6897.2	5808.1	5392.4
71°	3569.8	4498.8	5801.5	6341.6	7001.7	7246.2	7468.5	7392.9	7203.9	6334.8	5696.9
72.5°	2418.4	3585.3	5203.4	5888.1	6768.4	6946.1	7279.5	7146.2	7106.1	6728.3	5981.5
75°	1138.0	1787.1	3385.3	4421.1	5728.0	5899.3	6248.2	6083.7	5979.2	6108.1	5690.3
77.5°	838.0	975.8	1858.2	2747.3	4165.5	4407.7	4707.8	4505.6	4372.2	4501.1	4210.0
80°	762.4	766.8	962.5	1449.2	2485.1	2629.5	2742.9	2578.4	2376.1	2367.2	2098.3
82.5°	702.4	664.6	624.6	766.8	1273.7	1211.4	1120.2	1038.0	806.9	646.8	466.8
85°	446.8	489.0	444.6	420.1	506.8	417.9	331.2	317.8	224.5	151.2	140.0
87.5°	31.1	35.6	42.2	48.9	60.0	48.9	31.1	37.7	22.2	0.0	11.2
90°	0.0	0.0	0.0	0.0	0.0	0.0	0.0	0.0	0.0	0.0	0.0





REPORT NUMBER: P228179

CATALOG NUMBER: ISC-AF-1200-LED-E1-SL2

**CANDELA DISTRIBUTION (continued):**

	77.5°	80°	85°	90°	95°	100°	102.5°	105°	107.5°	110°	112.5°
0°	1327.0	1327.0	1327.0	1327.0	1327.0	1327.0	1327.0	1327.0	1327.0	1327.0	1327.0
2.5°	1315.9	1327.0	1331.5	1329.2	1324.7	1320.3	1304.8	1315.9	1300.3	1311.4	1298.1
5°	1322.6	1338.1	1340.4	1335.9	1331.5	1322.6	1295.9	1311.4	1293.6	1302.5	1282.6
7.5°	1320.3	1344.8	1347.0	1342.5	1333.6	1318.1	1291.5	1302.5	1273.7	1280.3	1253.6
10°	1309.2	1344.8	1347.0	1335.9	1322.6	1298.1	1266.9	1271.4	1242.5	1242.5	1207.0
12.5°	1298.1	1340.4	1351.4	1335.9	1313.7	1280.3	1244.7	1240.3	1207.0	1204.7	1164.7
15°	1298.1	1344.8	1360.3	1340.4	1307.0	1260.3	1218.0	1209.2	1171.4	1160.3	1115.8
17.5°	1295.9	1344.8	1367.0	1340.4	1300.3	1240.3	1186.9	1178.0	1129.1	1111.3	1060.3
20°	1293.6	1349.2	1371.5	1335.9	1280.3	1215.9	1155.8	1138.0	1084.7	1055.8	995.8
22.5°	1291.5	1358.1	1375.9	1331.5	1266.9	1184.8	1122.5	1091.4	1029.1	991.3	920.2
25°	1302.5	1369.2	1378.1	1327.0	1247.0	1151.4	1084.7	1042.5	973.5	924.6	840.3
27.5°	1307.0	1380.4	1382.5	1318.1	1222.5	1115.8	1044.7	986.9	909.1	849.0	753.5
30°	1320.3	1382.5	1375.9	1300.3	1193.6	1071.3	998.0	926.9	840.3	762.4	649.1
32.5°	1324.7	1389.3	1371.5	1280.3	1164.7	1026.9	944.7	862.4	758.0	666.9	529.0
35°	1333.6	1393.7	1367.0	1269.2	1133.6	980.2	889.1	795.8	675.8	560.2	402.3
37.5°	1347.0	1413.7	1378.1	1264.8	1118.1	940.2	826.9	726.8	578.0	442.3	266.7
40°	1380.4	1453.7	1398.2	1271.4	1106.9	906.8	766.8	655.7	466.8	326.7	184.5
42.5°	1447.1	1522.6	1449.2	1304.8	1113.6	878.0	704.6	580.1	353.4	233.4	153.3
45°	1547.0	1611.5	1533.7	1360.3	1140.3	862.4	646.8	502.4	253.4	186.7	140.0
47.5°	1693.7	1756.0	1658.2	1449.2	1186.9	855.8	586.8	420.1	195.6	168.9	135.5
50°	1887.1	1960.5	1838.2	1589.3	1273.7	862.4	522.3	342.3	171.1	164.5	133.4
52.5°	2125.0	2196.1	2073.8	1796.0	1415.9	900.2	453.5	297.9	162.2	162.2	131.1
55°	2393.9	2494.0	2374.0	2082.7	1635.9	982.4	411.2	282.3	162.2	164.5	128.9
57.5°	2711.7	2796.2	2689.5	2358.3	1900.4	1118.1	415.6	297.9	162.2	164.5	126.7
60°	3022.9	3127.5	3005.2	2709.6	2202.7	1322.6	506.8	377.9	168.9	171.1	126.7
62.5°	3347.5	3427.5	3327.5	3016.3	2545.1	1576.0	689.1	546.8	195.6	202.2	135.5
65°	3703.1	3834.2	3729.8	3474.1	3029.7	1980.4	1035.8	820.2	289.0	235.6	148.9
67.5°	4318.8	4372.2	4321.0	4087.7	3596.4	2313.9	1233.7	833.5	289.0	228.9	166.7
70°	5152.4	5032.3	4803.4	4367.7	3656.4	2076.1	884.6	509.0	246.7	217.8	175.6
71°	5345.7	5161.3	4823.4	4298.8	3531.9	1873.7	686.8	402.3	231.2	213.4	175.6
72.5°	5463.6	5187.9	4676.7	4096.5	3287.5	1475.9	453.5	315.7	211.1	202.2	168.9
75°	5310.1	4801.2	4129.9	3545.3	2691.8	766.8	284.5	240.1	180.0	175.6	146.7
77.5°	4216.6	3769.8	3047.4	2576.2	1731.5	340.1	204.5	182.3	142.3	137.8	113.3
80°	1967.1	1578.2	924.6	793.5	544.6	200.1	140.0	124.5	102.3	97.8	80.0
82.5°	357.8	268.9	209.0	202.2	182.3	117.8	82.2	75.6	64.4	62.2	51.1
85°	122.2	117.8	88.9	88.9	91.1	62.2	46.6	44.5	33.3	33.3	22.2
87.5°	2.3	11.2	11.2	15.5	13.3	11.2	4.4	6.6	2.3	6.6	0.0
90°	0.0	0.0	0.0	0.0	0.0	0.0	0.0	0.0	0.0	0.0	0.0



REPORT NUMBER: P228179

CATALOG NUMBER: ISC-AF-1200-LED-E1-SL2

**CANDELA DISTRIBUTION (continued):**

	115°	117.5°	120°	122.5°	125°	127.5°	130°	135°	145°	155°	165°
0°	1327.0	1327.0	1327.0	1327.0	1327.0	1327.0	1327.0	1327.0	1327.0	1327.0	1327.0
2.5°	1309.2	1291.5	1307.0	1291.5	1300.3	1282.6	1293.6	1287.0	1287.0	1280.3	1275.8
5°	1289.2	1266.9	1278.1	1260.3	1269.2	1242.5	1249.2	1238.1	1215.9	1202.5	1184.8
7.5°	1260.3	1226.9	1235.8	1209.2	1215.9	1180.3	1186.9	1167.0	1124.7	1098.0	1071.3
10°	1209.2	1178.0	1180.3	1146.9	1144.7	1109.2	1102.5	1075.8	1013.5	969.1	933.5
12.5°	1158.1	1122.5	1118.1	1078.1	1071.3	1029.1	1020.3	978.0	886.9	800.2	744.6
15°	1104.7	1060.3	1046.9	1004.6	980.2	944.7	920.2	857.9	726.8	613.5	540.1
17.5°	1044.7	986.9	966.9	918.0	882.4	829.1	793.5	709.1	540.1	417.9	366.7
20°	966.9	904.7	869.1	806.9	760.2	695.7	651.3	542.4	360.1	297.9	291.1
22.5°	880.2	806.9	762.4	684.7	626.9	557.9	486.8	366.7	255.6	242.2	251.1
25°	789.1	698.0	640.2	544.6	466.8	386.8	320.1	244.5	209.0	206.7	220.0
27.5°	680.2	575.7	493.5	380.1	308.9	246.7	217.8	193.3	177.8	180.0	193.3
30°	560.2	424.5	337.9	237.8	206.7	180.0	175.6	166.7	160.0	164.5	173.4
32.5°	417.9	271.2	217.8	171.1	168.9	153.3	157.8	153.3	151.2	153.3	160.0
35°	282.3	180.0	171.1	146.7	151.2	140.0	146.7	144.4	142.3	142.3	146.7
37.5°	195.6	148.9	153.3	135.5	142.3	133.4	140.0	137.8	135.5	133.4	135.5
40°	162.2	135.5	142.3	128.9	135.5	126.7	133.4	131.1	128.9	124.5	124.5
42.5°	148.9	128.9	135.5	122.2	131.1	120.0	128.9	124.5	120.0	115.6	117.8
45°	144.4	124.5	131.1	117.8	126.7	115.6	122.2	120.0	111.1	108.9	111.1
47.5°	140.0	122.2	128.9	115.6	122.2	111.1	117.8	113.3	104.4	102.3	104.4
50°	137.8	117.8	124.5	111.1	117.8	108.9	113.3	108.9	100.0	97.8	97.8
52.5°	135.5	115.6	122.2	106.7	113.3	100.0	106.7	102.3	93.4	91.1	91.1
55°	135.5	113.3	117.8	102.3	108.9	95.5	100.0	95.5	91.1	86.6	86.6
57.5°	133.4	108.9	115.6	97.8	102.3	91.1	95.5	91.1	84.5	82.2	82.2
60°	133.4	106.7	113.3	95.5	100.0	86.6	91.1	86.6	80.0	77.8	77.8
62.5°	140.0	111.1	115.6	97.8	100.0	86.6	88.9	82.2	75.6	75.6	73.3
65°	153.3	124.5	124.5	102.3	102.3	86.6	88.9	80.0	71.1	71.1	71.1
67.5°	166.7	137.8	135.5	108.9	106.7	86.6	86.6	75.6	66.7	66.7	66.7
70°	175.6	144.4	140.0	111.1	106.7	84.5	82.2	71.1	62.2	62.2	62.2
71°	173.4	144.4	137.8	108.9	102.3	80.0	80.0	68.9	60.0	60.0	57.8
72.5°	164.5	135.5	128.9	102.3	97.8	75.6	75.6	64.4	55.5	55.5	53.3
75°	140.0	115.6	108.9	86.6	82.2	66.7	64.4	53.3	48.9	46.6	46.6
77.5°	108.9	91.1	84.5	68.9	66.7	53.3	51.1	44.5	40.0	40.0	37.7
80°	77.8	64.4	60.0	46.6	42.2	35.6	37.7	33.3	31.1	31.1	28.8
82.5°	46.6	33.3	33.3	26.7	28.8	22.2	24.4	24.4	22.2	17.8	17.8
85°	24.4	15.5	20.0	11.2	15.5	6.6	11.2	8.9	8.9	6.6	6.6
87.5°	4.4	0.0	2.3	0.0	2.3	0.0	0.0	0.0	0.0	0.0	0.0
90°	0.0	0.0	0.0	0.0	0.0	0.0	0.0	0.0	0.0	0.0	0.0

REPORT NUMBER: P228179

CATALOG NUMBER: ISC-AF-1200-LED-E1-SL2

**CANDELA DISTRIBUTION (continued):**

	175°	180°
0°	1327.0	1327.0
2.5°	1262.5	1264.8
5°	1175.9	1180.3
7.5°	1051.4	1058.0
10°	902.4	906.8
12.5°	711.3	711.3
15°	497.9	502.4
17.5°	348.9	351.2
20°	293.4	295.6
22.5°	262.3	264.5
25°	233.4	235.6
27.5°	202.2	204.5
30°	182.3	184.5
32.5°	164.5	166.7
35°	148.9	148.9
37.5°	137.8	137.8
40°	126.7	126.7
42.5°	120.0	120.0
45°	113.3	113.3
47.5°	106.7	106.7
50°	100.0	102.3
52.5°	93.4	93.4
55°	86.6	86.6
57.5°	80.0	82.2
60°	75.6	75.6
62.5°	71.1	71.1
65°	68.9	68.9
67.5°	64.4	64.4
70°	60.0	60.0
71°	57.8	57.8
72.5°	53.3	53.3
75°	46.6	44.5
77.5°	37.7	37.7
80°	28.8	26.7
82.5°	17.8	15.5
85°	6.6	4.4
87.5°	0.0	0.0
90°	0.0	0.0

(END OF REPORT)